

TATA STEEL DOWNSTREAM PRODUCTS LIMITED



TATA TRYNOX[®]



Wall Mounted Enclosures
for LAN and WAN Applications

About TSPDL

Tata Steel Processing and Distribution Limited was originally set up in 1997 as Tata Ryerson Limited, a joint venture between Tata Steel Limited of India and Ryerson Inc. of the USA. In 2010, TSPDL became a wholly owned subsidiary of Tata Steel.

With 10 large steel processing units, 13 steel distribution locations and a host of business associates and partners like external processing agencies, customers, suppliers and other stakeholders, today TSPDL is India's largest steel service centre organization.

State-of-the-art processing facilities and comprehensive quality assurance systems combine

to make TSPDL a benchmark in the steel service centre industry.

Steel processed at our Service Centres are used by internationally reputed companies like Toyota, Nissan, Honda, Ford, Tata Motors, Tata Hitachi, JCB, Schneider, ABB, Schindler, Samsung and many others.

TSPDL Plants have been awarded with IATF 16949:2016 and OHSAS 18001:2007 quality system certifications. Apart from these, TSPDL has also got ISO 14001: 2004 certification. Our TADA unit is SQEP Platinum Certified supplier to Caterpillar India.





Milestones

- More than 20 Years of experience
- More than ₹ 3,100 crore turnover in FY 18
- 800 + Employees
- 13 Distribution Locations across India
- 10 Processing Units across India
- Achieved combined volume of 2.2 million metric tons of processing and distribution in FY 18
- 1,600+ no. Customers

New Product Development

TSPDL continues to evaluate other new products and services as part of continuous improvement and growth, TSPDL has developed IT Rack Solutions for various applications.




19" WALL MOUNTED ENCLOSURES

General Features

- The enclosures are made of high quality TATA STEEL IUM CRCA sheets
- Available in SKD and Assembled version
- Available in standard colours Grey and Black *

Accessory List

- Cable Manager
- Cantilever Tray
- Exhaust Fan
- Power Distribution Unit (PDU)*
- Mounting Hardware
- Rear Cover (optional)



Design & Manufacturing

- Top cover with facility for Cable Entry and Fan Mounting
- Side Panels with built-in ventilation
- Front Door fitted with 4mm Toughened Glass and locking arrangement
- All parts are Surface Treated and Powder Coated in state-of-the-art facility
- Wall Mounting is facilitated through built-in engineered arrangement

Specific Features

- Ergonomically designed for safe handling
- Engineered for no sharp edges
- Full depth mounting variations*
- Ensures space for better cable management

* Customization on request. Conditions apply

** Separate Technical Reference Sheet on request

- Built in feature for cable harnessing
- Provisions for cable trunking for better cable routings
- Controlled access to avoid any tampering
- Thermal management by forced cooling available
- Two fan provision for standard axial fan
- Protection through finger guard*.

Technical Characteristics**

Ingress Protection

- Protected against solid objects > 12.5 mm in dia.
- Ingress Protection IP 20 according to IEC 60529
- Protected against mechanical impact with energy of 5 Joule
- Impact Protection, IK 08 according to IEC 62262

Corrosion Resistance

- Salt Spray test according to ISO 9227 and IEC EN 60068-2-11
- Degree of rusting Ri1 according to ISO 4628-3
- Propagation ≤ 1 mm according to ISO 4628-8

Powder Coating

- Epoxy based Hybrid Powder technology makes a strong Scratch proof, Weather proof product

Earthing

- Earthing System Solutions are available on request

Certifications

- IK08 based on IEC 62262
- IP20 based on IEC 60529
- Salt Spray Test as per ISO 9227

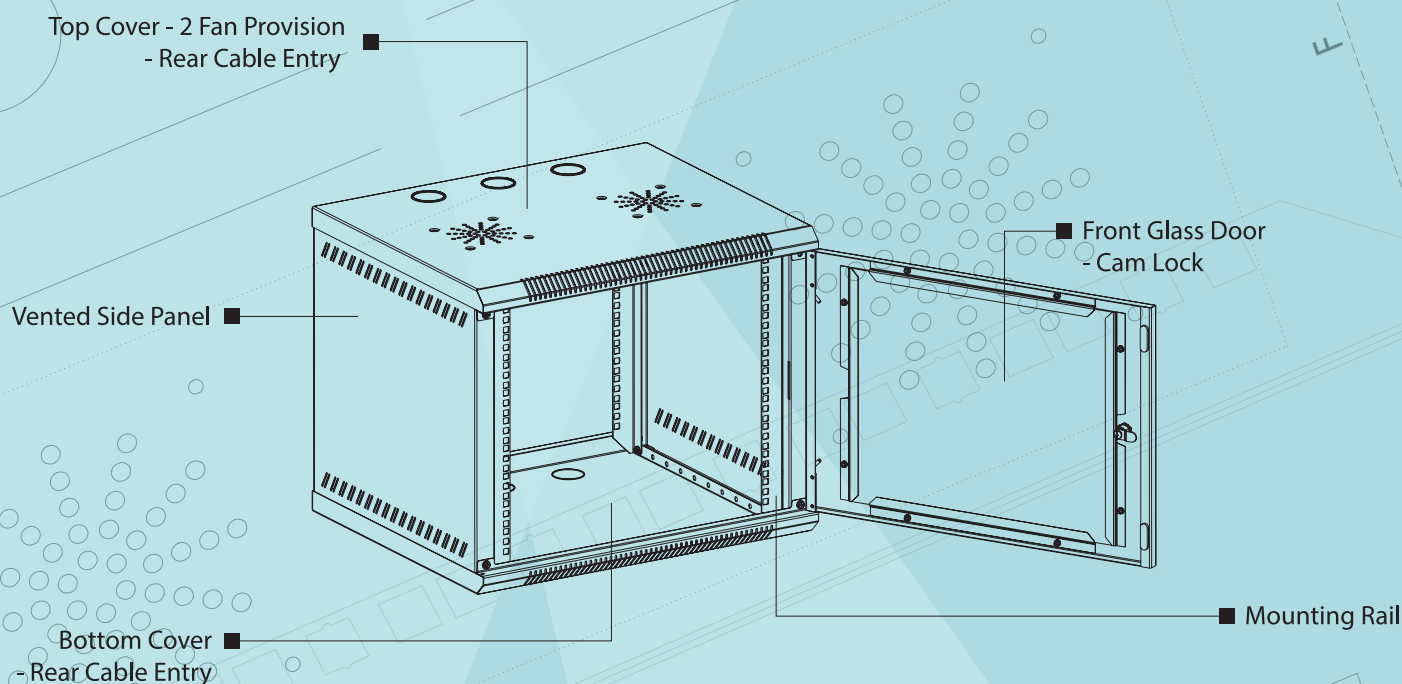


Dimensions[#]

WM-Single Series	Product code no.	H Overall height	h Usable height	W Overall width	w Usable width	D Overall depth	d Usable depth
4U/550X400	TN-WM-4-5.5-4	262	4U	550	19"	400	339
4U/550X450	TN-WM-4-5.5-4.5	262	4U	550	19"	450	388
6U/600X500	TN-WM-6-6-5	347	6U	600	19"	500	480
6U/600X600	TN-WM-6-6-6	347	6U	600	19"	600	580
9U/600X500	TN-WM-9-6-5	481	9U	600	19"	500	480
9U/600X600	TN-WM-9-6-6	481	9U	600	19"	600	580
12U/600X500	TN-WM-12-6-5	613	12U	600	19"	500	480
12U/600X600	TN-WM-12-6-6	613	12U	600	19"	600	580
15U/600X500	TN-WM-15-6-5	749	15U	600	19"	500	480
15U/600X600	TN-WM-15-6-6	749	15U	600	19"	600	580

N.B: All measurements unless mentioned otherwise, are in millimetres.

Customization on request. Conditions apply



TATA STEEL DOWNSTREAM PRODUCTS LIMITED

(Formerly Tata Steel Processing And Distribution Limited)

Infinity IT Lagoon, Floor #: 8th Floor, Office No- 801, 803 & 804,
Plot E2 – 2/1 Block EP & GP, Sector – V, Salt Lake, Kolkata 700091

Tel +91-33-6613 0616 | Mobile +91-9830501375

website: <http://www.tsdpl.in> Email: sukriti@tsdpl.com